



RoHS TEST REPORT

For

LED SMD STREET LIGHT

Model No.: VT-15155ST, VT-15130ST, VT-15150ST, VT-15120ST, VT-15100ST,
VT-15080ST, VT-15104ST, VT-15131ST, VT-15151ST, VT-15105ST,
VT-15121ST, VT-15165ST, VT-15135ST, VT-15121ST, VT-15115ST, VT-15055ST

Applicant : V-TAC EXPORTS LIMITED
ROOM NO.301, KAM ON BUILDING 176A QUEENS ROAD CENTRAL,
CENTRAL, HONGKONG

Manufacturer : V-TAC EXPORTS LIMITED
ROOM NO.301, KAM ON BUILDING 176A QUEENS ROAD CENTRAL,
CENTRAL, HONGKONG

Issued By : Global-Standard Testing Service Co., Ltd.
Room 1911-1914, Noble Plaza, Qian Jin 1st Road, Bao An district, Shenzhen,
Guangdong, China

Tel : +86 755 33863599

Email : market@gstslab.com

Report Number : D00.06.0437R

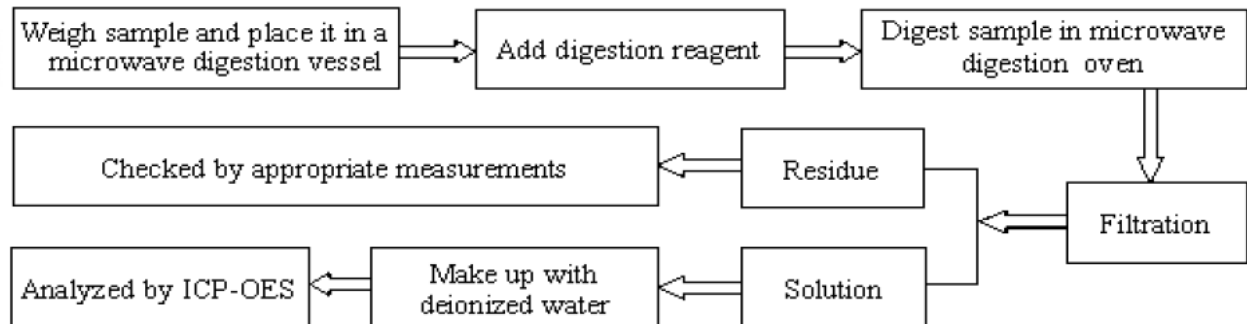
Issued Date : December 26, 2016

Date of Report : December 26, 2016

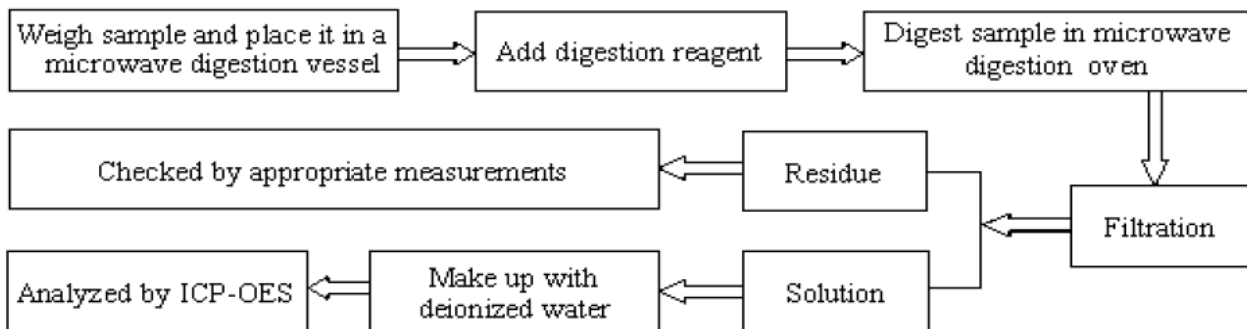
Note:

1. The test data and result is based on the tested sample only.
2. Please verify information in the report on GST web: www.gstslab.com through report number.
3. All rights reserve, the pirate edition investigates necessarily! This report shall not be reproduced unless under the authority of Global-Standard Testing Service Co., Ltd.

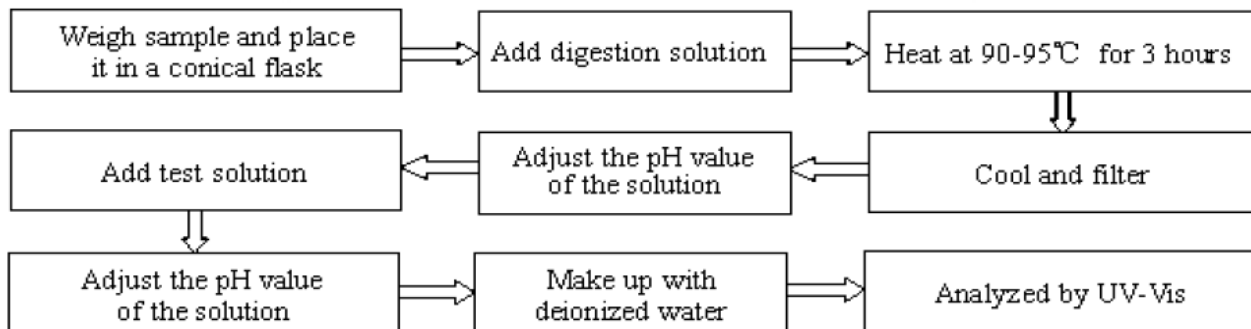
1. Lead(Pb), Cadmium(Cd)



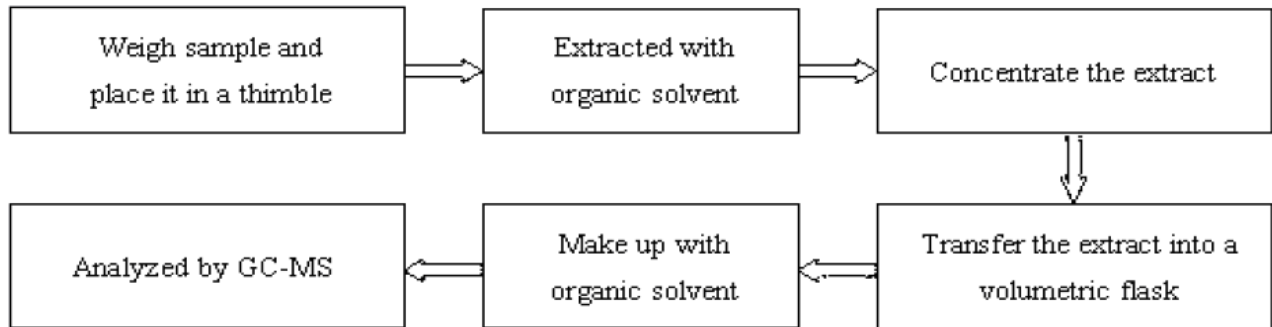
2. Mercury(Hg)



3. Hexavalent Chromium (Cr(VI))



**4. Polybrominated Biphenyls (PBBs), Polybrominated Diphenyl Ethers(PBDEs) ,
HBCDD, DBP, DEHP, BBP**



Method Detection Limit (MDL) in wet chemical test

Test Items	Pb	Cd	Hg	PBBs & PBDEs
Unit	mg/kg	mg/kg	mg/kg	mg/kg
MDL	2	2	2	2

Result	:	Pass
Conclusion	:	An independent evaluation on the above-mentioned product(s) has been conducted pursuant to 2011/65/EU of the European Parliament and of the Council of 8 June 2011 on the restriction of the use of certain hazardous substances in electrical and electronic equipment, and concluded that the equipment under evaluation met the legislative requirements of this directive.

Reviewed by

 Tim Sun
 Manager
 December 26, 2016

Test Data Summary

SAMPLE NO.	COMPONENTS	Item	Results of EDXRF (P/F/D)	Results of testing(mg/kg)	Chemical testing limit (mg/kg)	Conclusion (P/F)
1	Glass	Cd	P	N.D.	<100	P
		Cr	P	N.D.	<1000	P
		Hg	P	N.D.	<1000	P
		Pb	P	N.D.	<1000	P
		PBBs	D	N.D.	<1000	P
		PBDEs	D	N.D.	<1000	P
		HBCDD	D	N.D.	<1000	P
		DEHP	D	N.D.	<1000	P
		DBP	D	N.D.	<1000	P
		BBP	D	N.D.	<1000	P
2	Metal clip	Cd	P	N.D.	<100	P
		Cr	P	N.D.	<1000	P
		Hg	P	N.D.	<1000	P
		Pb	P	N.D.	<1000	P
		PBBs	D	/	<1000	N.A.
		PBDEs	D	/	<1000	N.A.
		HBCDD	D	/	<1000	N.A.
		DEHP	D	/	<1000	N.A.
		DBP	D	/	<1000	N.A.
		BBP	D	/	<1000	N.A.
3	Screws	Cd	P	N.D.	<100	P
		Cr	P	N.D.	<1000	P
		Hg	P	N.D.	<1000	P
		Pb	P	N.D.	<1000	P
		PBBs	D	/	<1000	N.A.
		PBDEs	D	/	<1000	N.A.
		HBCDD	D	/	<1000	N.A.
		DEHP	D	/	<1000	N.A.
		DBP	D	/	<1000	N.A.
		BBP	D	/	<1000	N.A.
4	Enclosure	Cd	P	N.D.	<100	P
		Cr	P	N.D.	<1000	P
		Hg	P	N.D.	<1000	P
		Pb	P	N.D.	<1000	P
		PBBs	D	/	<1000	N.A.
		PBDEs	D	/	<1000	N.A.
		HBCDD	D	/	<1000	N.A.
		DEHP	D	/	<1000	N.A.
		DBP	D	/	<1000	N.A.
		BBP	D	/	<1000	N.A.

SAMPLE NO.	COMPONENTS	Item	Results of EDXRF (P/F/D)	Results of testing(mg/kg)	Chemical testing limit (mg/kg)	Conclusion (P/F)
5	Reflector cover	Cd	P	N.D.	<100	P
		Cr	P	N.D.	<1000	P
		Hg	P	N.D.	<1000	P
		Pb	P	N.D.	<1000	P
		PBBs	D	/	<1000	N.A.
		PBDEs	D	/	<1000	N.A.
		HBCDD	D	/	<1000	N.A.
		DEHP	D	/	<1000	N.A.
		DBP	D	/	<1000	N.A.
		BBP	D	/	<1000	N.A.
6	Supply cord	Cd	P	N.D.	<100	P
		Cr	P	N.D.	<1000	P
		Hg	P	N.D.	<1000	P
		Pb	P	N.D.	<1000	P
		PBBs	D	N.D.	<1000	P
		PBDEs	D	N.D.	<1000	P
		HBCDD	D	N.D.	<1000	P
		DEHP	D	N.D.	<1000	P
		DBP	D	N.D.	<1000	P
		BBP	D	N.D.	<1000	P
7	Strain relief	Cd	P	N.D.	<100	P
		Cr	P	N.D.	<1000	P
		Hg	P	N.D.	<1000	P
		Pb	P	N.D.	<1000	P
		PBBs	D	N.D.	<1000	P
		PBDEs	D	N.D.	<1000	P
		HBCDD	D	N.D.	<1000	P
		DEHP	D	N.D.	<1000	P
		DBP	D	N.D.	<1000	P
		BBP	D	N.D.	<1000	P
8	Terminal block	Cd	P	N.D.	<100	P
		Cr	P	N.D.	<1000	P
		Hg	P	N.D.	<1000	P
		Pb	P	N.D.	<1000	P
		PBBs	D	N.D.	<1000	P
		PBDEs	D	N.D.	<1000	P
		HBCDD	D	N.D.	<1000	P
		DEHP	D	N.D.	<1000	P
		DBP	D	N.D.	<1000	P
		BBP	D	N.D.	<1000	P

SAMP LE NO.	COMPONENTS	Item	Results of EDXRF (P/F/D)	Results of testing(mg/kg)	Chemical testing limit (mg/kg)	Conclusio n (P/F)
9	Intrenal wire	Cd	P	N.D.	<100	P
		Cr	P	N.D.	<1000	P
		Hg	P	N.D.	<1000	P
		Pb	P	N.D.	<1000	P
		PBBs	D	N.D.	<1000	P
		PBDEs	D	N.D.	<1000	P
		HBCDD	D	N.D.	<1000	P
		DEHP	D	N.D.	<1000	P
		DBP	D	N.D.	<1000	P
		BBP	D	N.D.	<1000	P
10	Enclosure LED driver	Cd	P	N.D.	<100	P
		Cr	P	N.D.	<1000	P
		Hg	P	N.D.	<1000	P
		Pb	P	N.D.	<1000	P
		PBBs	D	/	<1000	N.A.
		PBDEs	D	/	<1000	N.A.
		HBCDD	D	/	<1000	N.A.
		DEHP	D	/	<1000	N.A.
		DBP	D	/	<1000	N.A.
		BBP	D	/	<1000	N.A.
11	Glue	Cd	P	N.D.	<100	P
		Cr	P	N.D.	<1000	P
		Hg	P	N.D.	<1000	P
		Pb	P	N.D.	<1000	P
		PBBs	D	N.D.	<1000	P
		PBDEs	D	N.D.	<1000	P
		HBCDD	D	N.D.	<1000	P
		DEHP	D	N.D.	<1000	P
		DBP	D	N.D.	<1000	P
		BBP	D	N.D.	<1000	P
12	Fuse	Cd	P	N.D.	<100	P
		Cr	P	N.D.	<1000	P
		Hg	P	N.D.	<1000	P
		Pb	P	N.D.	<1000	P
		PBBs	D	N.D.	<1000	P
		PBDEs	D	N.D.	<1000	P
		HBCDD	D	N.D.	<1000	P
		DEHP	D	N.D.	<1000	P
		DBP	D	N.D.	<1000	P
		BBP	D	N.D.	<1000	P

SAMP LE NO.	COMPONENTS	Item	Results of EDXRF (P/F/D)	Results of testing(mg/kg)	Chemical testing limit (mg/kg)	Conclusio n (P/F)
13	Capacitors	Cd	P	N.D.	<100	P
		Cr	P	N.D.	<1000	P
		Hg	P	N.D.	<1000	P
		Pb	P	N.D.	<1000	P
		PBBs	D	N.D.	<1000	P
		PBDEs	D	N.D.	<1000	P
		HBCDD	D	N.D.	<1000	P
		DEHP	D	N.D.	<1000	P
		DBP	D	N.D.	<1000	P
		BBP	D	N.D.	<1000	P
14	Resistors	Cd	P	N.D.	<100	P
		Cr	P	N.D.	<1000	P
		Hg	P	N.D.	<1000	P
		Pb	P	N.D.	<1000	P
		PBBs	D	N.D.	<1000	P
		PBDEs	D	N.D.	<1000	P
		HBCDD	D	N.D.	<1000	P
		DEHP	D	N.D.	<1000	P
		DBP	D	N.D.	<1000	P
		BBP	D	N.D.	<1000	P
15	Inductors	Cd	P	N.D.	<100	P
		Cr	P	N.D.	<1000	P
		Hg	P	N.D.	<1000	P
		Pb	P	N.D.	<1000	P
		PBBs	D	N.D.	<1000	P
		PBDEs	D	N.D.	<1000	P
		HBCDD	D	N.D.	<1000	P
		DEHP	D	N.D.	<1000	P
		DBP	D	N.D.	<1000	P
		BBP	D	N.D.	<1000	P
16	Diodes	Cd	P	N.D.	<100	P
		Cr	P	N.D.	<1000	P
		Hg	P	N.D.	<1000	P
		Pb	P	N.D.	<1000	P
		PBBs	D	N.D.	<1000	P
		PBDEs	D	N.D.	<1000	P
		HBCDD	D	N.D.	<1000	P
		DEHP	D	N.D.	<1000	P
		DBP	D	N.D.	<1000	P
		BBP	D	N.D.	<1000	P

SAMP LE NO.	COMPONENTS	Item	Results of EDXRF (P/F/D)	Results of testing(mg/kg)	Chemical testing limit (mg/kg)	Conclusio n (P/F)
17	Soldering tin	Cd	P	N.D.	<100	P
		Cr	P	N.D.	<1000	P
		Hg	P	N.D.	<1000	P
		Pb	P	N.D.	<1000	P
		PBBs	D	/	<1000	N.A.
		PBDEs	D	/	<1000	N.A.
		HBCDD	D	/	<1000	N.A.
		DEHP	D	/	<1000	N.A.
		DBP	D	/	<1000	N.A.
		BBP	D	/	<1000	N.A.
18	Triodes	Cd	P	N.D.	<100	P
		Cr	P	N.D.	<1000	P
		Hg	P	N.D.	<1000	P
		Pb	P	N.D.	<1000	P
		PBBs	D	N.D.	<1000	P
		PBDEs	D	N.D.	<1000	P
		HBCDD	D	N.D.	<1000	P
		DEHP	D	N.D.	<1000	P
		DBP	D	N.D.	<1000	P
		BBP	D	N.D.	<1000	P
19	IC	Cd	P	N.D.	<100	P
		Cr	P	N.D.	<1000	P
		Hg	P	N.D.	<1000	P
		Pb	P	N.D.	<1000	P
		PBBs	D	N.D.	<1000	P
		PBDEs	D	N.D.	<1000	P
		HBCDD	D	N.D.	<1000	P
		DEHP	D	N.D.	<1000	P
		DBP	D	N.D.	<1000	P
		BBP	D	N.D.	<1000	P
20	Winding of transformer	Cd	P	N.D.	<100	P
		Cr	P	N.D.	<1000	P
		Hg	P	N.D.	<1000	P
		Pb	P	N.D.	<1000	P
		PBBs	D	/	<1000	N.A.
		PBDEs	D	/	<1000	N.A.
		HBCDD	D	/	<1000	N.A.
		DEHP	D	/	<1000	N.A.
		DBP	D	/	<1000	N.A.
		BBP	D	/	<1000	N.A.

SAMPLE NO.	COMPONENTS	Item	Results of EDXRF (P/F/D)	Results of testing(mg/kg)	Chemical testing limit (mg/kg)	Conclusion (P/F)
21	Bobbin of transformer	Cd	P	N.D.	<100	P
		Cr	P	N.D.	<1000	P
		Hg	P	N.D.	<1000	P
		Pb	P	N.D.	<1000	P
		PBBs	D	N.D.	<1000	P
		PBDEs	D	N.D.	<1000	P
		HBCDD	D	N.D.	<1000	P
		DEHP	D	N.D.	<1000	P
		DBP	D	N.D.	<1000	P
22	Insulation tape of transformer	Cd	P	N.D.	<100	P
		Cr	P	N.D.	<1000	P
		Hg	P	N.D.	<1000	P
		Pb	P	N.D.	<1000	P
		PBBs	D	N.D.	<1000	P
		PBDEs	D	N.D.	<1000	P
		HBCDD	D	N.D.	<1000	P
		DEHP	D	N.D.	<1000	P
		DBP	D	N.D.	<1000	P
23	LED	Cd	P	N.D.	<100	P
		Cr	P	N.D.	<1000	P
		Hg	P	N.D.	<1000	P
		Pb	P	N.D.	<1000	P
		PBBs	D	N.D.	<1000	P
		PBDEs	D	N.D.	<1000	P
		HBCDD	D	N.D.	<1000	P
		DEHP	D	N.D.	<1000	P
		DBP	D	N.D.	<1000	P
24	Aluminum base of LED PCB	Cd	P	N.D.	<100	P
		Cr	P	N.D.	<1000	P
		Hg	P	N.D.	<1000	P
		Pb	P	N.D.	<1000	P
		PBBs	D	N.D.	<1000	P
		PBDEs	D	N.D.	<1000	P
		HBCDD	D	N.D.	<1000	P
		DEHP	D	N.D.	<1000	P
		DBP	D	N.D.	<1000	P
BBP	D	N.D.	<1000	P		

SAMP LE NO.	COMPONENTS	Item	Results of EDXRF (P/F/D)	Results of testing(mg/kg)	Chemical testing limit (mg/kg)	Conclusio n (P/F)
25	PCB of LED driver	Cd	P	N.D.	< 100	P
		Cr	P	N.D.	< 1000	P
		Hg	P	N.D.	< 1000	P
		Pb	P	N.D.	< 1000	P
		PBBs	D	N.D.	< 1000	P
		PBDEs	D	N.D.	< 1000	P
		HBCDD	D	N.D.	< 1000	P
		DEHP	D	N.D.	< 1000	P
		DBP	D	N.D.	< 1000	P
		BBP	D	N.D.	< 1000	P
26	Water proof gasket	Cd	P	N.D.	< 100	P
		Cr	P	N.D.	< 1000	P
		Hg	P	N.D.	< 1000	P
		Pb	P	N.D.	< 1000	P
		PBBs	D	N.D.	< 1000	P
		PBDEs	D	N.D.	< 1000	P
		HBCDD	D	N.D.	< 1000	P
		DEHP	D	N.D.	< 1000	P
		DBP	D	N.D.	< 1000	P
		BBP	D	N.D.	< 1000	P

Note:

(1) N.D. = Not detected (<MDL)


(2) ppm = mg/kg

(3) N.A. = Not Analyzed

(4) Negative = the concentration of Hexavalent Chromium extracted from 50cm² sample is less than the detection limit.

Appendix 1

Photo documentation

<p>Photo 1</p> <p>View:</p> <p><input checked="" type="checkbox"/> Front</p> <p><input type="checkbox"/> Rear</p> <p><input type="checkbox"/> Right side</p> <p><input type="checkbox"/> Left side</p> <p><input type="checkbox"/> Top</p> <p><input type="checkbox"/> Bottom</p> <p><input type="checkbox"/> Internal</p>	
--	---

<p>Photo 2</p> <p>View:</p> <p><input type="checkbox"/> Front</p> <p><input checked="" type="checkbox"/> Rear</p> <p><input type="checkbox"/> Right side</p> <p><input type="checkbox"/> Left side</p> <p><input type="checkbox"/> Top</p> <p><input type="checkbox"/> Bottom</p> <p><input type="checkbox"/> Internal</p>	
--	--

<p>Photo 3</p> <p>View:</p> <p><input type="checkbox"/> Front</p> <p><input type="checkbox"/> Rear</p> <p><input type="checkbox"/> Right side</p> <p><input type="checkbox"/> Left side</p> <p><input type="checkbox"/> Top</p> <p><input type="checkbox"/> Bottom</p> <p><input checked="" type="checkbox"/> Internal</p>	 <p>Photo 3 shows the internal components of a device. A black display panel is visible at the top. Below it, there is a white LED array mounted on a metal frame. To the left of the LED array, there are various electronic components, including a power supply unit and a control board. The entire assembly is housed in a metal enclosure, which is open to reveal the internal parts. A ruler is placed at the bottom of the enclosure for scale.</p>
--	---

<p>Photo 4</p> <p>View:</p> <p><input type="checkbox"/> Front</p> <p><input type="checkbox"/> Rear</p> <p><input type="checkbox"/> Right side</p> <p><input type="checkbox"/> Left side</p> <p><input type="checkbox"/> Top</p> <p><input type="checkbox"/> Bottom</p> <p><input checked="" type="checkbox"/> Internal</p>	 <p>Photo 4 is a close-up view of the LED array. The array consists of a grid of small, square LED chips mounted on a white substrate. The chips are arranged in a regular pattern and are illuminated, showing a yellowish glow. The array is mounted on a metal frame, and the background is a dark blue surface.</p>
--	---



--END--